

OSSLT Reading Tasks: Your Guide to Success on the Grade 10 Literacy Test

Be prepared to read and demonstrate your understanding of **these types of texts.**

1.



NARRATIVE TEXTS:

- **A dialogue** (225 to 250 words): presents a conversation between two people
- **A real-life narrative** (550-600 words) presents an account of a significant time in an individual's life

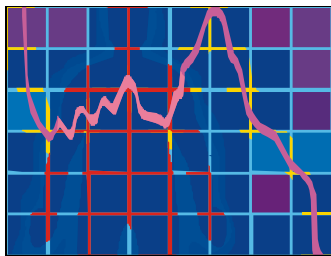
2.

INFORMATION TEXTS (225 to 250 words)

- **Information paragraph**
- **News report** : presents information in the form of a news story



3.



A GRAPHIC TEXT (fewer than 150 words)

- presents ideas and information with the help of graphic features, such as diagrams, photographs, drawings, sketches, patterns, timetables, maps, charts or tables
- fewer than 150 words

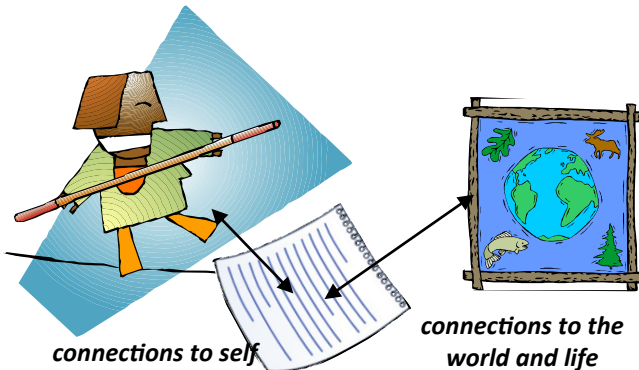

The different readings will vary in length from a single paragraph to two pages.

You will be asked three types of questions that demonstrate three different reading skills:

1. Reading “on the lines:” using the information that is directly stated in the text
(literal meaning)




2. Reading “between the lines:” using the facts and details as clues to make reasonable guesses about what is not directly stated in the text
(making inferences)



3. Reading “beyond the lines:” using the literal facts and details and your inferences to make connections to the world and ideas outside of the text
(making connections)


The key words in each question will help you decide whether you should read *on the lines*, *between the lines* or *beyond the lines*. It will help you save time if you know which type of skill the answer is asking for.



Use reading strategies to help you **BEFORE, DURING** and **AFTER** reading.

BEFORE READING

1. **Preview the text passage first by skimming it.** This will give you an overall impression of what it is going to be about.
2. Look carefully at the photograph or diagram. That will give you clues to the meaning of the text.
3. **Next, read the questions.** This will give you some things to notice or look for when you read the text passage.



Now read the text passage. **DURING READING**, you should:


- **make notes to yourself** in the white space (questions; key words; thoughts you have)
- **use a highlighter or underline** to highlight facts, details or ideas that link to the questions.
- use the **text features** (italics, bold, headings, quotation marks to show dialogue/quotations, headlines, numbering of paragraphs) to help you understand.
- **read the passage again**, if you have time



AFTER YOU HAVE READ THE TEXT PASSAGE, answer the questions

Try these strategies:


- **Identify the key question words in the question** that tell you if you are reading *on the lines*, *between the lines* or *beyond the lines*. Use a highlighter or underline the key question words that identify the type of reading skill.
- **Do the “on the lines” questions first.** You’ll find the answers right in the text. What information is the question asking you for? **Scan in the text** for these key words. Read those sentences. Choose the correct answer.
- **Answer every question.** Don’t leave
- anything blank!



There are two types of question formats you'll use to respond to Reading:

- 1. Multiple choice:** Choose the best answer from the four responses given. You use a bubble sheet for your answers.
- The information paragraph, news report and dialogue are followed by one or two **open response (long answer)** questions. You write your answer to the question on the six lines provided. Your answers are based on the reading selection.

These are the codes you could receive for your long answers, and why:



Code	Open Response: the reasons for that code
0	<ul style="list-style-type: none"> You leave it blank. TIP: <i>Make sure you write something!</i> The marker can't read what you have written. TIP: <i>Make your written answer very easy to read!</i> You go off-topic, or write something like "I don't really care." Your answer is not correct: you gave the wrong answer. TIP: <i>re-read that section in the text passage to make sure your facts are accurate!</i> You misunderstood the question. TIP: <i>Read the question carefully!</i> You just restate the question in different words. Your evidence doesn't connect with what you have read.
10	<p>You've clearly tried to answer the question, but:</p> <ul style="list-style-type: none"> you don't give an opinion or you don't support your opinion or the support you give isn't relevant/related to what you have read
20	<p>You've given an opinion that is consistent with what is in the reading, but</p> <ul style="list-style-type: none"> the reasons and support you have given is vague, not quite clear or not quite reasonable; you haven't made a clear connection between your opinion and support
30	<p>You've clearly stated, explained and supported your opinion:</p> <ul style="list-style-type: none"> You use words from the question to focus your answer You express complete thoughts in your answer You state your opinion clearly You provide specific details from the text passage to support your answer You provide relevant details and facts from the text passage that support your answer

